

XPERT[®]

A 360° view of sales and marketing,
powered by more than 100 different data sources.

You've worked hard to get your data. Now, let's make it work for you.

The XPERT platform is a smarter way for pharma companies to use their data. **We integrate and visualize all of your data in one centralized dashboard**, allowing you to reach quicker decisions, scale and distribute critical information, and save your team to 32 hours a week of data-wrangling work.



Available as a responsive web app,
iOS app, and Android app



Clear dashboards
integrate data from
every tool you use.



Easily customizable
for any enterprise
needs.



Improve performance
while decreasing
operating costs.



Predictive analytics
to help make smarter,
faster decisions.



Share visualizations,
presentations, and
easy exports.



We save you time by
automating your
routine tasks.



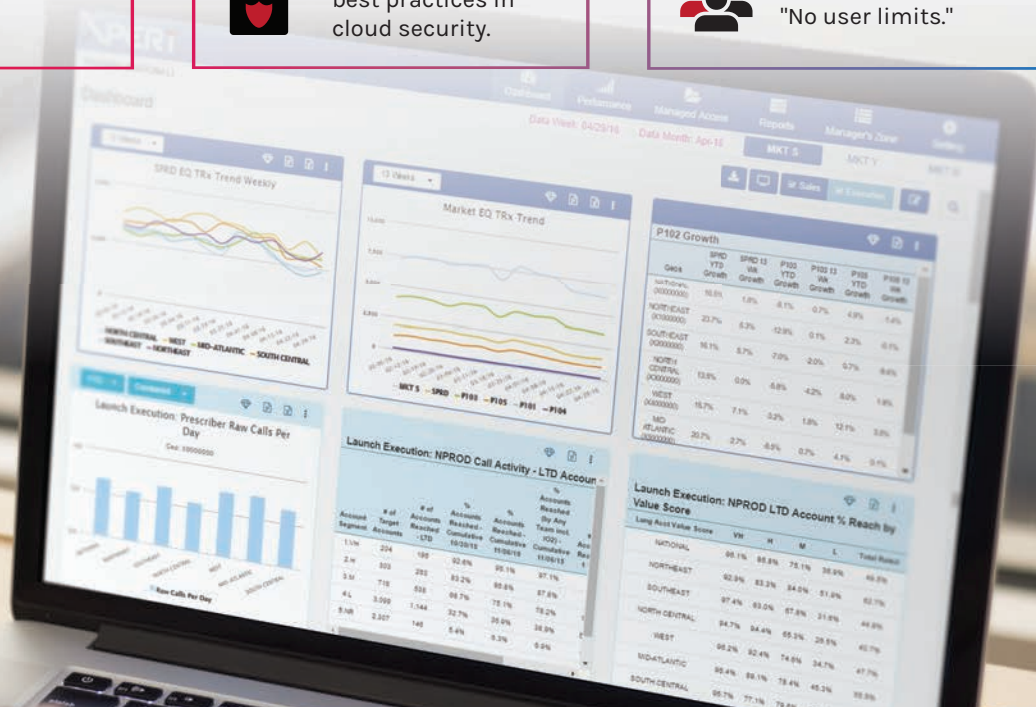
Quick, responsive
support.



Sleep easy with the
best practices in
cloud security.



"No licenses" means
"No user limits."

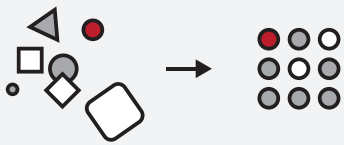




Data Integration and Visual Analytics

What makes us different?

We're committed to seeing you succeed.



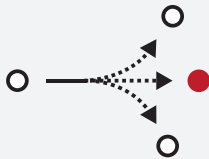
We Do the Hard Work for You

50-80% of an analyst's time is spent wrangling the data into something that they can work with. That's why we do that for you. Ask yourself: what would your team accomplish with an extra 32 hours each week?




We're Committed to Service

When you work with XSUNT, you get a dedicated account team to help you meet your goals. We follow all security best practices, and make sure our solutions are responsive to your business needs.



We're Flexible

Your organization faces unique challenges and requirements that change at the speed of the market. Rest assured: we offer unlimited customization, around-the-clock support, free user licenses, and a flexible import/export capability.



We Don't Leave You in the Dark

Data is only as useful as what you can do with it. That's why our platforms are modular: add visual analytics, predictive modeling, segmentations and drilldowns, mapping features, and build custom applications on top of your new, powerful data stream.

XSUNT is a technology & services company that builds platforms for integrating all of your data into one stream; making sense of it with custom dashboards & visualizations; and distributing it to the right people, in the right way.

Interested in learning more? Reach out to us for a free consultation:
info@xsunt.com



Data Integration and Visual Analytics

What makes us different from Tableau?

Our commitment to service and scale:



XPERT is a managed data integration and visualization platform designed specifically for pharma sales, operations, and business intelligence needs.



Tableau is a self-service data visualization and analytics tool designed for both individual users and enterprise data analyst groups.

Data		
Data Sources	Unlimited data sources/sets, with more than 100 standard connections	More than 100 different data sources/sets
Data Integration	Managed integration	Manual data blending
Data Validation	Rule-based validation	No
Cloud Based?	Yes, also available via private cloud	Yes, also available as self-hosted
Data Refresh	Automatic, Manual, Ad-hoc	Automatic, Ad-hoc
Analytics		
Analytics	Managed analytics based on scoping and ad-hoc requirements	Self-service analytics
Visual Analytics	Yes, including mapping, charting, tables, territory, and cross-reference	Yes, including mapping, charting, tables, territory, and cross-reference
	Visualization Designer	Visualization Designer
Predictive Analytics	Bayesian, Custom Modeling	Can be modeled in R
Data History	Update History, Data Rollbacks	Revision History, Data Rollbacks
Query Data	Yes	No
Data Drilldown	Yes	Yes

(continued...)



Data Integration and Visual Analytics



(continued...)

Functionality		
Dashboards	Native dashboards customized to users, with ability to view saved/frequent reports	Embed visualizations in Salesforce, Sharepoint dashboards
Sales-team specific features	Custom dashboards to help reps manage territory, alignment, and business planning	
Accessibility	Responsive web app, Android app, iOS app	Responsive web app, Android app, Desktop app
	Custom Sales Rep app for on-the-go planning and data support	
Users	Unlimited users, with custom roles and permissions groups	Pay-per-user with unlimited users, authoring/viewing roles
Integrations	Integrate with existing technology, systems, and data feeds	Integrate with data feeds, APIs
Customization	Export integrated data to support 3rd party applications/APIs	SDKs for custom development
	XPert platform can be used to power custom-built applications	
Exporting	Export select, bulk, raw/flat data files Export to Excel, PPT	Export select data to Excel, Assess, clipboard
	Generate reports in PPT, Xcel, and PDF formats	Reports in proprietary .twbx format
	Visualizations as image, PPT formats	Visualizations in image formats
Security	HIPAA (optional), SSL, Two factor authentication, SAML	SSL
Pricing and Support		
Pricing Structure	Brand-level licensing, unlimited users	User-level licensing, additional upgrade costs
Service	Dedicated account and support team	Community forum support, pay-for-dedicated support
	White-label brand customization	
Internal Support Requirements	Limited IT support needed for initial set-up and integration	Requires internal IT team support and dedicated data analysts

Interested in seeing XPert in action?
 Schedule a personalized demo: info@xsunt.com